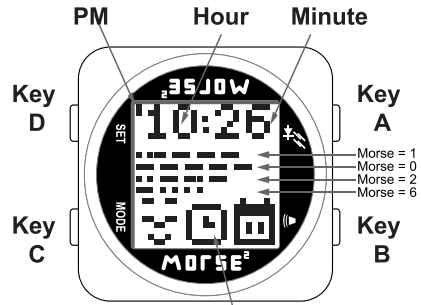


**Time Mode :**



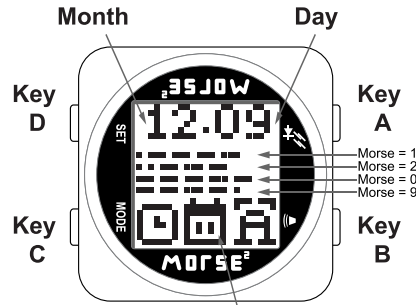
The current Mode : Time

**Time Setting Mode :**

When No sound nor NO light is on in time mode, hold Key D for 4 seconds to go into set time mode. If successfully go into Time Setting mode, the hour digits will blink. Press Key C to increase digit or hold Key C to continuous increasing digits. Press Key D to confirm and minute digits will blink. Press Key C to increase digit or hold Key C to continuous increasing digits. Press Key D to confirm and 12 or 24 will blink. Press Key C to toggle between 12 or 24 hour system. Press Key D to confirm.

Key A : Morse LED light  
 Key B : Morse sound  
 Key C : mode change  
 Key D : hold 4 seconds to go into set time mode

**Date Mode :**



The current Mode : Date


**Date Setting Mode :**

When No sound nor NO light is on in date mode, hold Key D for 4 seconds to go into Date Setting mode. If successfully go into Date Setting mode, the month digits will blink. Press Key C to increase digit or hold Key C to continuous increasing digits. Press Key D to confirm and day digits will blink. Press Key C to increase digit or hold Key C to continuous increasing digits. Press Key D to confirm.

Key A : Morse LED light  
 Key B : Morse sound  
 Key C : mode change  
 Key D : hold 4 seconds to go into set date mode

**TO BE UPDATED SOON !**

Custom made message examples :



**Morse Code reference :**

1 .....	F .....	U ...
2 .....	G ...	V ....
3 .....	H .....	W ...
4 .....	I ..	X .....
5 .....	J .....	Y .....
6 .....	K ...	Z .....
7 .....	L ....	. .....
8 .....	M ...	* .....
9 .....	N ..	@ .....
0 .....	O ...	- .....
A ..	P .....	; .....
B ....	Q .....	, .....
C .....	R ...	? .....
D ...	S ...	! .....
E .	T =	/ .....

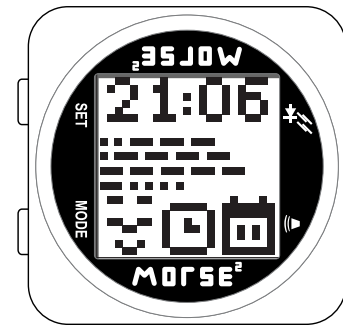
**Battery replacement :**

- 1 piece CR2032 battery provides the power to operate the watch for 1 year.
- If you notice your watch is getting dimmer, that may be the battery need to be replaced.
- Do not wait until your watch stops functioning
- Weak or dead battery left in your product for an extended time may damage the movement
- To avoid the possibility of damaging your product, we recommend that you send it to watch specialist to have the battery replaced and the case back properly sealed

**Cautions :**

- Don't press buttons under water nor with excessive moisture on the product surface.
- Avoid long-term exposure to extreme temperature, direct sunlight. This can cause material coloring to fade or discoloration.
- Please avoid rough use or dropping this product. Do not use strong detergent, sprays or chemicals as this will dis-color the case or strap.
- To clean your watch use only soft cloth, moistened lightly.

**35 JOW**  
**MORSE²**



www.35jow.com

100% black

white

60% black